



Anti-β-Actin Mouse Monoclonal Antibody (1C7)

Cat #: ABL1010

Size: 50µl/200µl/200µl×5

Product Information

	Product Name: Anti-β-Actin Mouse Monoclonal Antibody (1C7)		
	Applications: WB, IHC-p, IF		Isotype: Mouse IgG1
	Reactivity: Human, Mouse, Rat, Monkey, Dog, Chicken, Rabbit, Hamster		
REF	Catalog Number: ABL1010	LOT	Lot Number: Refer to product label
	Formulation: Liquid solution		Concentration: 1 mg/ml
	Storage: Store at -20°C. Avoid repeated freeze / thaw cycles.		Note: Contain sodium azide.

Background: β-Actin (gene name ACTB), a ubiquitous eukaryotic protein, is the major component of the cytoskeleton. At least six isoforms are known in mammals. Actins are highly conserved proteins that are involved in cell motility, structure and integrity. β-actin is a major constituent of the contractile apparatus, which is usually used as a loading control, for among others, the integrity of cells, protein degradation, in PCR and Western blotting. Its molecular weight is approximately 43 kDa.

Application Notes: Optimal working dilutions should be determined experimentally by the investigator. Suggested starting dilutions are as follows: WB (1:10000), IHC-P (1:400), IF (1:100-1:400).

Storage Buffer: Liquid in PBS, pH 7.4, containing 0.02% Sodium Azide as preservative and 50% Glycerol.

Storage Instructions: Stable for one year at -20°C from date of shipment. For maximum recovery of product, centrifuge the original vial after thawing and prior to removing the cap. Aliquot to avoid repeated freezing and thawing.

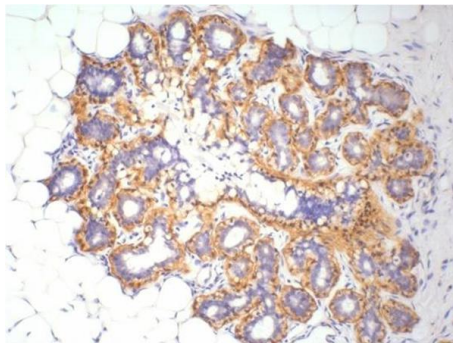


Fig.1. Immunohistochemistry staining (1:400) of β-Actin in Human ovary tissue.

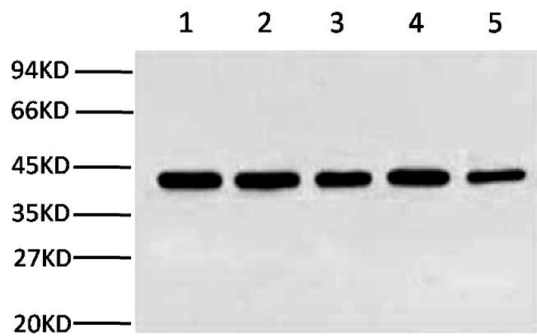


Fig.2. Western blot analysis (1:10,000) of β -Actin expression in Rat brain (lane 1), HeLa cell lysate (lane 2), Mouse brain (lane 3), Chicken lung (lane 4) and Rabbit testis (lane 5) with Anti- β -Actin mouse monoclonal antibody (1C7).

Note: The product listed herein is for research use only and is not intended for use in human or clinical diagnosis. Suggested applications of our products are not recommendations to use our products in violation of any patent or as a license. We cannot be responsible for patent infringements or other violations that may occur with the use of this product.